

**KHSAA TITLE IX
ANNUAL REPORT SUBMISSION
STATUS REPORT
2004-2005**

KHSAA
Form T65
Revised 4/05

TO: KHSAA Member School Superintendents, Principals, and Athletic Directors

FROM: Brigid L. DeVries, Commissioner
Larry Boucher, Assistant Commissioner

DATE: May 2, 2005

School	Bullitt Central High School	Reviewed by	Phyllis Catlett
--------	-----------------------------	-------------	-----------------

The following is a status report regarding the required 2004 - 2005 Title IX Annual Report submission of forms due into the KHSAA office by April 15, 2005. Appropriate KHSAA Audit Team personnel have reviewed these forms and the following is a summary of this review.

I. Checklist of Forms properly submitted in a satisfactory manner:

✓	GE 19 (Annual Verification)	✓	T-35 (Budget Expenses)
✓	T-1 (Summary Program Chart 1)		T-36 (Budget Expenses)
✓	T-2 (Summary Program Chart 2)	✓	T-41 (Checklist - Overall Interscholastic Program)
✓	T-3 (Summary Program Chart 3)	✓	T-60 (Corrective Action Plan)
✓	T-4 (Summary Program Chart 4)		

II. Status

A.		2004 - 2005 Forms are satisfactory and no further information or action is necessary at this time.
B.	✓	Errors have been noted with respect to the following forms: <ul style="list-style-type: none"> ▪ <i>Form T-36 (Budget Chart)</i> - Form T-36 does not give the total expenditures and percentages spent on the boys' and girls' programs. Please resubmit completed Form T-36 to the KHSAA no later than June 15, 2005 .
C.		The following forms were omitted and must be submitted by school representatives:
D.	✓	Other Recommendation and Comments: <ul style="list-style-type: none"> ▪ It is recommended that students be placed on the Gender Equity Review Committee, and that they be active members of the Committee.

2004-2005
BUDGETED AND ACTUAL EXPENDITURES - PROGRAM COMPARISON CHART 2
TO INCLUDE BOOSTER CLUB FUNDING

REV. 11

Teams	equipment and supplies		travel		awards		coaches' salaries (to include supplemental and extended employment)		facilities improvements		publications (if sport-specific)	
	Expenditures		Expenditures		Expenditures		Expenditures		Expenditures		Expenditures	
G track	\$500.00		\$400.00		\$80.00		\$2,561.00					
B track	\$500.00		\$400.00		\$80.00		\$2,561.00					
G tennis	\$1,300.00		\$25.00		\$100.00		\$1,291.00		\$7,400.00			
B tennis	\$200.00		\$25.00		\$100.00		\$1,291.00		\$7,400.00			
G volleyball	\$400.00		\$970.00		\$90.00		\$5,469.00		\$3,500.00			
B wrestling	\$489.00		\$1,081.00		\$120.00		\$2,529.00					
G (list sport)												
B (football)	\$1,4100.00		\$1,933.00				\$26,589.00		\$16,900.00			
G (list sport)												
B (list sport)												

- Total expenditures on T-35 and T-36 on the 2004-2005 year report due by April 15, 2005, should reflect the total monies spent (rounded off to nearest hundred) for the entire year of 2003-2004 ending June 30, 2004.
- Booster Club Funding/Contributions must be included in the expenditures total.
- Indicate percentage of total expenditures for each gender: Total Expenditures \$ _____ % for boys _____ % for girls _____

Principal's Signature: _____



Date: _____

3/21/05

AD MARK ROGERS
502-955-6915



**2004-2005 KENTUCKY HIGH SCHOOL ATHLETIC ASSOCIATION
ANNUAL VERIFICATION OF TITLE IX PROCEDURES**

APR 18 2005

(To be submitted by April 15, 2005 along with other required forms)

The Bullitt Central High School, Shepherdsville, Kentucky
(Name of High School) (City)

certifies to the Kentucky High School Athletic Association that the following is an accurate and true representation of the facts surrounding compliance with 20 U.S.C. Sections 1681-1688, et. Seq. (also known as Title IX)

I certify the following provisions in accordance with records at the school contained in the permanent Title IX file, and to the best of my knowledge have completed the following tasks (All boxes must be checked).

- Established a gender equity committee at the high school. (list committee personnel and provide attachment if necessary)

Name	Address	Phone	Title
Brian Bates	894 Pecan Lane Shep, Ky	502-955-6347	Girls Basketball
Christy Coulter	1853 Flatlick Rd. Mt. Washington, Ky	502-538-3830	Asst. Principal
Terry Cox	554 Jackie Way Shep. Ky	502-543-9551	Cheerleading Coach
Andrew Pohlman	150 American Drive	502-349-1981	Athletic Supervisor
Ondrea Smallwood	6712 Fenway Rd.	502-543-7021	Volleyball Coach
Mark Rogers	108 W. Laurel River Dr.	502-543-2691	Athletic Director

- Scheduled a minimum of three meetings during the 2004-2005 school year on the following dates:
September 20, 2004
January 10, 2005
May 9, 2005

- Designated the following person(s) as the Title IX coordinator for the school

Mark Rogers	Athletic Director	108 W. River Dr. Shep, Ky	502-543-2691
Name	Title	Address	Phone

- Designated the following person(s) as the Title IX coordinator for the district:

Linda Waller	Title IX Coordinator	Hwy 44, Shepherdsville, Ky	502-543-2271
Name	Title	Address	Phone

- School personnel are continuing to make periodic reviews of the boys' and girls' athletics program reflected in the Corrective Action Plan.

- In addition to the above information, the above referenced school maintains a complete permanent file relative to Title IX records including copies of the self-assessment audit, all corrective action plans, and other related materials.

[Signature]
Principal's Signature
Date MARCH 21, 2005

[Signature]
Superintendent Signature
[Signature]
School Board Chairpersons' Signature

(Send original copy to KHSAA - Maintain duplicate in Title IX school folder)

2004-2005
ACCOMMODATION OF INTERESTS AND ABILITIES
SUMMARY PROGRAM CHART 1

KHSAA
 Form T1
 Rev. 10/04

Participation Opportunities Test One


		(Column 1)	(Column 2)	(Column 3)	(Column 4)
	Program	Enrollment	Percentage of Total Enrollment	Number of Interscholastic Participants (double and triple count)	Percentage of Total Participation
Row 1	GIRLS	572	47	139	38
Row 2	BOYS	642	53	223	62
Row 3	Totals	1214	100%	362	100%

Instructions:

*Number of 8th grade students & below used in Column 3 and Column 4 calculations if applicable: 20

- 1) Determine the total number of girls enrolled, (place in Row 1, Column 1). Determine the total number of boys enrolled, (place in Row 2, Column 1).
- 2) Add the total number of girls and boys enrolled to determine total enrollment, (place in Row 3, Column 1).
- 3) Calculate the percentage of total enrollment that is female. (Divide Row 1, Column 1 by row 3, Column 1 and place in Row 1, Column 2.) Calculate the percentage of total enrollment that is male. (Divide Row 2, Column 1 by Row 3, Column 1 and place in Row 2, Column 2.) Note: Row 1, Column 2 plus Row 2, Column 2 should total 100%.
- 4) Ask the head coaches to review the most updated eligibility or squad lists for their teams. Ask coaches to confirm the names of those individuals who are on the team as of the first **date of competition**, and cross out the names of those who were cut from the team or quit the team prior to the first competitive event. Determine the total number of interscholastic athletics participants that are girls, (and place in Row 1, Column 3). In order to determine the total number of athletics participants, an individual should be counted each time he or she participates on a team. For example, if Jane Doe competes on the varsity volleyball team, the junior varsity volleyball team, the junior varsity basketball team, and the varsity softball team, she should be counted as four participants (**do not include club or intramural sports participants, cheerleaders, dance teams, or pom squads**). Calculate the same way for boys and girls. * In addition, should 8th grade students and below play on a Freshman, Junior Varsity, or Varsity team, they should also be counted for each team and sport on which they participate. If applicable, please asterisk the above notation as to how many 8th grade students & below are included in the totals. Using the same procedure, determine the total number of interscholastic athletic participants that are boys, (and place in Row 2, Column 3). Add Row 1, Column 3 plus Row 2, Column 3 to get total participants and place in Row 3, Column 3.
- 5) Calculate the percentage of female participation. (Row 1, Column 3 divided by Row 3, Column 3 and place in Row 1, Column 4.) Calculate the percentage of male participation. (Row 2, Column 3 divided by Row 3, Column 3 and place in Row 2, Column 4.) Note: Row 1, Column 4 plus Row 2, Column 4 should total 100%.

Note: While being within three percent is not a formal compliance standard; if the percent listed in Row 1, Column 4 is within 3% of Row 1, Column 2, then it provides a good target within which compliance is likely.

Principal's Signature:  Date: 3/21/05

2004-2005
ACCOMMODATION OF INTERESTS AND ABILITIES
SUMMARY PROGRAM CHART 2


KHSAA
 Form T2
 Rev. 10/04

Participation Opportunities Test Two

			Column 1	Column 2	Column 3	Column 4	Column 5
Program			Number of Teams Currently Offered	Number of Participants	Number of Teams Added in Last Five Years	Number of Participants Added in Last Five Years	Percent of Total Participation By Sex Added in Last 5 Years
GIRLS	Row 1	varsity:	8	83	1	5	
	Row 2	j.v.:	4	32	1	6	
	Row 3	frosh:	3	24	2	19	
	Row 4	total:	15	139	4	30	22
BOYS	Row 5	varsity:	9	155	1	23	
	Row 6	j.v.:	3	41	0	0	
	Row 7	frosh:	3	27	0	0	
	Row 8	total:	15	223	1	23	10

- 1) For Column 1, list the number of interscholastic teams offered for girls and boys at each competitive level (varsity, junior varsity, and freshman). For girls, total each of the entries in Rows 1, 2, and 3 into Row 4. For boys, total Rows 5, 6, and 7 into Row 8.
- 2) For Column 2, list the number of participants at each level. For girls, total each of the entries in Rows 1, 2, and 3 into Row 4. For boys, total Rows 5, 6, and 7 into Row 8. **Note:** The totals in Row 4 for girls and in Row 8 for boys must be the same as the totals in Form T-1, Column 3, Rows 1 and 2 respectively.
- 3) For Column 3, list the number of interscholastic teams that have been added in the last five years at each competitive level. Count each team added during the 5 year period only one time. e.g. Girl's junior varsity soccer was added 3 years ago, count the team only once, not 3 times. For girls, total the entries in Rows 1, 2, and 3 into Row 4. For boys, total Rows 5, 6, and 7 into Row 8.
- 4) For Column 4, list the number of participants that are currently on each level of the teams that were added in the last five years. If a team was added previously but no longer exists, there are no current participants to be added for that team. For girls, total the entries in Rows 1, 2, and 3 into Row 4. For boys, total Rows 5, 6, and 7 into Row 8.
- 5) For Column 5, calculate the percentage of participants that have been added in the last five years. For girls, take the number in Column 4, Row 4 and divide by the number in Column 2, Row 4. For boys, take the number in Column 4, Row 8 and divide it by the number in Column 2, Row 8.

Note: If the percentage of current participants added in the last five years is 25% or greater, compliance with test two may be possible. If less than 25%, then compliance with test three should be analyzed. **CAUTION:** 25% is not a formal compliance standard.


Principal's Signature:  Date: 3/21/05

2004-2005
ACCOMMODATION OF INTERESTS AND ABILITIES
SUMMARY PROGRAM CHART 3

Participation Opportunities Test Three

FOR ANY QUESTION ANSWERED "YES" IDENTIFY THE RESPECTIVE SPORT(S).

	GIRLS (Yes / No)		BOYS (Yes / No)
1. For a sport not currently played at the interscholastic level (varsity, junior varsity, or freshman) in your school, is there an intramural team offered for that sport?	No		No
2. For a sport <u>not</u> currently offered in your interscholastic athletics program, is there sufficient interest to form a viable interscholastic team based on participation on an intramural team or community recreation teams?	No		No
3. For a sport <u>not</u> currently offered, is there sufficient interest, based on your most recent Student Interest Survey, to form a viable interscholastic team based on student responses from the interscholastic survey? If yes, what sport?	No		No
4. For a sport currently offered at the varsity level only, is there sufficient interest, based on your most recent Student Interest Survey, to form a viable team for a junior varsity or freshman team that is not currently offered?	No		No
5. For a sport currently offered at the junior varsity or freshman level is there sufficient interest, based on your most recent Student Interest Survey, to form a varsity team not currently offered?	No		No
6. If you answered YES to question (1), (2), (3), (4), or (5), are there enough high schools in your geographic area offering the sport (at the appropriate level) to allow for the development of a reasonable schedule of competition?	Na		Na


Principal's Signature:  Date: 3/21/05

2004-2005
ACCOMODATION OF INTERESTS AND ABILITIES
SUMMARY PROGRAM CHART 4

Levels of Competition Test One

		Column 1	Column 2	Column 3
Girls	Team Levels	Number of Teams Currently Offered	Number of Participants	Percentage of Participants at Each Level
Row 1	varsity:	8	83	60
Row 2	j.v.:	4	32	23
Row 3	frosh:	3	24	17
Row 4	total:		139	100%
Boys				
Row 5	varsity:	9	155	70
Row 6	j.v.:	3	41	18
Row 7	frosh:	3	27	12
Row 8	total:		223	100%

- 1) Column 1, list the number of interscholastic teams offered for girls and boys at each competitive level; varsity, junior varsity, and freshman. (Refer to Form T-2, Accommodation of Interests and Abilities, Summary Program Chart 2, Column 1.)
- 2) For Column 2, list the number of participants at each level. For girls, total the entries in Rows 1, 2, and 3 into Row 4. For boys, total the entries in Rows 5, 6, and 7 into Row 8. (Refer to Form T-2, Accommodation of Interests and Abilities, Summary Program Chart 2, Column 2.)
- 3) For Column 3, calculate the percentage of female and male participants at each level.
For girls' varsity, junior varsity, and frosh, respectively:
 - Divide Column 2, Row 1 by Column 2, Row 4, and place the percentage in Column 3, Row 1.
 - Divide Column 2, Row 2 by Column 2, Row 4, and place the percentage in Column 3, Row 2.
 - Divide Column 2, Row 3 by Column 2, Row 4, and place the percentage in Column 3, Row 3.
 -
 For boys' varsity, junior varsity, and frosh, respectively:
 - Divide Column 2, Row 5 by Column 2, Row 8, and place the percentage in Column 3, Row 5.
 - Divide Column 2, Row 6 by Column 2, Row 8, and place the percentage in Column 3, Row 6.
 - Divide Column 2, Row 7 by Column 2, Row 8, and place the percentage in Column 3, Row 7.

Principal's Signature:  Date: 3/21/05

2004-2005

**BUDGETED AND ACTUAL EXPENDITURES - PROGRAM COMPARISON CHART
TO INCLUDE BOOSTER CLUB FUNDING**

	equipment and supplies	travel	awards	coaches' salaries (to include supplemental and extended employment)	facilities improvements	publications (if sport-specific)
	Expenditures	Expenditures	Expenditures	Expenditures	Expenditures	Expenditures
G basketball	\$2,114.00	\$2,100.00	\$120.00	\$15,189.00	\$3,500.00	
B basketball	\$1,450.00	\$2,807.00	\$120.00	\$15,189.00	\$3,500.00	
G softball	\$4,000.00	\$1,100.00	\$120.00	\$6,541.00	\$6,000.00	
B baseball	\$400.00	\$1,400.00	\$120.00	\$6,541.00		
G cross country	\$100.00	\$120.00	\$60.00	\$1,291.00		
B cross country	\$100.00	\$120.00	\$60.00	\$1,291.00		
G golf						
B golf	\$271.00	\$121.00	\$60.00	\$1,291.00		
G soccer	\$200.00	\$925.00	\$80.00	\$4,534.00		
B soccer	\$119.00	\$871.00	\$122.00	\$4,534.00		
G swimming						
B swimming						

1. Total expenditures on T-35 and T-36 on the 2004-2005 year report due by April 15, 2005, should reflect the total monies spent (rounded off to nearest hundred) for the entire year of 2003-2004 ending June 30, 2004.

2. Booster Club Funding/Contributions must be included in the expenditures total.

Principal's Signature: _____

Date: 3/21/05

**2004-2005
BUDGETED AND ACTUAL EXPENDITURES - PROGRAM COMPARISON CHART 2
TO INCLUDE BOOSTER CLUB FUNDING.**

Teams	equipment and supplies	travel	awards	coaches' salaries (to include supplemental and extended employment)	facilities improvements	publications (if sport-specific)
	Expenditures	Expenditures	Expenditures	Expenditures	Expenditures	Expenditures
G track	\$500.00	\$400.00	\$80.00	\$2,561.00		
B track	\$500.00	\$400.00	\$80.00	\$2,561.00		
G tennis	\$1,300.00	\$25.00	\$100.00	\$1,291.00	\$7,400.00	
B tennis	\$200.00	\$25.00	\$100.00	\$1,291.00	\$7,400.00	
G volleyball	\$400.00	\$970.00	\$90.00	\$5,469.00	\$3,500.00	
B wrestling	\$489.00	\$1,081.00	\$120.00	\$2,529.00		
G (list sport)						
B (football)	\$1,4100.00	\$1,933.00		\$26,589.00	\$16,900.00	
G (list sport)						
B (list sport)						

- Total expenditures on T-35 and T-36 on the 2004-2005 year report due by April 15, 2005, should reflect the total monies spent (rounded off to nearest hundred) for the entire year of 2003-2004 ending June 30, 2004.
- Booster Club Funding/Contributions must be included in the expenditures total.
- Indicate percentage of total expenditures for each gender: Total Expenditures \$ _____ % for boys _____ % for girls _____

Principal's Signature: *D. Gene Stuyf* Date: 3/21/05

2004-2005 KHSAA TITLE IX ATHLETICS AUDIT
Checklist - Overall Interscholastic Athletics Program

KHSAA
 Form T41
 Rev. 10/04

DIRECTIONS:

For the Areas of Compliance (Opportunities and Benefits) listed on the left hand side of the page, place a checkmark under the appropriate column identifying whether your school provided an advantage to the Girls' Program, or to the Boys' Program or to Neither Program.

Areas of Compliance:	ADVANTAGE TO:		
	GIRLS' PROGRAM	BOYS' PROGRAM	NEITHER PROGRAM
OPPORTUNITIES			
Accommodation of Interest and Abilities			X
BENEFITS			
Equipment and Supplies			X
Scheduling of Games and Practice Time			X
Travel and Per Diem Allowances			X
Coaching			X
Locker Rooms, Practice and Competitive Facilities			X
Medical and Training Facilities and Services			X
Publicity			X
Support Services			X
Athletic Scholarships			X
Tutoring			X
Housing and Dining Facilities and Services			X
Recruitment of Student Athletes			X

Principal's Signature: D. Kameo Hayde Date: 3/21/05

2004-2005
TITLE IX
CORRECTIVE ACTION PLAN

SCHOOL NAME
Bullitt Central

DIRECTIONS:

1. For Column 1, indicate the intended area which needs corrective action in order to achieve gender equity. For Column 2, write the suggested change or activities that will correct the area in need of alteration. For Column 3, include the estimated completion date for the changes or activities.
2. It is possible to attain compliance with Title IX and no longer need "corrective" action. However, the KHSAA strongly encourages compliant schools to identify items for improvement (Column 1), activities to accomplish the improvement (Column 2) and a timetable for completion (Column 3) that will strengthen the athletic program.
3. You may copy this form as needed. Please attach corrective action plans along with audit forms and submit by April 15, 2005.

COLUMN 1	COLUMN 2	COLUMN 3
ITEM FOR CORRECTION/ IMPROVEMENT	SUGGESTED CHANGE/ ACTIVITIES	TIME TABLE FOR CORRECTIVE ACTION/ COMPLETION
Soccer Fields	Improve practice/game fields	Complete by fall 2007
Medical Facilities and services	Add student trainer and improve training room	Complete by fall 2005
Tennis	Renovate tennis courts	Complete by summer 2005
Girls Basketball	Renovate Girls Basketball dressing room	Complete by fall 2005

Principal's Signature: *D. Anne Hargis* Date: 3/21/05



TITLE IX
FIVE-YEAR ACCOMPLISHMENTS
1999-2004

KHSAA
 Form T68
 Rev. 9/03

At the end of this school year, as we complete the 5-year KHSAA Title IX Compliance Project, the KHSAA will provide the Kentucky Department of Education a status report of accomplishments. Please review your school's progress since 1999-2000 and itemize those accomplishments which you feel you have made in your efforts to provide greater gender equity in athletics at your school.

(For example: Softball field lights (or other improvements), specific amounts of "prime time" playing opportunity adjustments, cheerleading balance, equitable equipment replacement schedules, equitable pay for coaches, equitable opportunities for facilities use, establishment of additional sports, establishment of more teams at various levels, equalizing number of contests per season, etc., etc.)

<p style="text-align: center;">Opportunities</p> <p>(Example: Sports or Levels of Teams Added for Girls)</p>	<p>Added J.V. girls soccer team, Wrestling Fr. Volleyball Fr. Softball</p>
<p style="text-align: center;">Equipment and Supplies</p> <p>(Example: New Equipment – batting cages, soccer goals, uniforms, balls, bats, etc.)</p>	<p>Softball field renovation Soccer field improvements Football Field upgrades Uniforms</p>
<p style="text-align: center;">Scheduling of Games and Practice Times</p> <p>(Example: 50/50 scheduling ratio of boys' games to girls'. Additional weekend "prime time" opportunities)</p>	<p>Provided girls primetime game schedule</p>

<p>Travel and Per-Diem (Example: Spring Break Trip for Softball, Upgrade of meals or meal opportunities)</p>	<p>NA</p>
<p>Coaching (Example: Hiring of additional coaches, paying equitable salaries)</p>	<p>All Coaching salaries and number of positions per sport were studied and adjusted in spring of 2004</p>
<p>Locker Rooms, Practice and Competitive Facilities (Example: New or Renovated Facilities)</p>	<p>NA</p>
<p>Medical and Training Services (Example: Additional or equitable sports coverage by medical support personnel, access to weight room)</p>	<p>Medical services positions were added in spring of 2004</p>
<p>Publicity (Example: New or improved promotional opportunities at sporting events: 1. Dance/Pep/Cheerleaders 2. Posters 3. Radio/Television)</p>	<p>NA</p>
<p>Support Services (Example: Additional funding for girls' sports)</p>	<p>NA</p>

Other Title IX Advancements	NA
--	----

Principal's
Signature: *D. Hume* Date: 3/21/05



Bullitt Central High School

1330 Highway 44 East – Shepherdsville, KY – 955-6915 or 543-7021 – Fax 543-1797

To : Phyllis Catlett
KHSAA

From: Mark Rogers *MR*
Athletic Director
Bullitt Central High School

Date: May 2, 2005

Re; Revised form T36

Ms. Catlett attached is revision the t36 form for Bullitt Central High School.

Please contact me at 502-543-7021 if you have any questions.

Thank you

Handwritten signature and date:
5/2/05



**2004-2005
BUDGETED AND ACTUAL EXPENDITURES - PROGRAM COMPARISON CHART 2
TO INCLUDE BOOSTER CLUB FUNDING**

Teams	equipment and supplies	travel	awards	coaches' salaries (to include supplemental and extended employment)	facilities improvements	publications (if sport-specific)
	Expenditures	Expenditures	Expenditures	Expenditures	Expenditures	Expenditures
G track	\$500.00	\$400.00	\$80.00	\$2,561.00		
B track	\$500.00	\$400.00	\$80.00	\$2,561.00		
G tennis	\$1,300.00	\$25.00	\$100.00	\$1,291.00	\$7,400.00	
B tennis	\$200.00	\$25.00	\$100.00	\$1,291.00	\$7,400.00	
G volleyball	\$400.00	\$970.00	\$90.00	\$5,469.00	\$3,500.00	
B wrestling	\$489.00	\$1,081.00	\$120.00	\$2,529.00		
G (list sport)						
B (football)	\$1,400.00	\$1,933.00		\$26,589.00	\$16,900.00	
G (list sport)						
B (list sport)						

1. Total expenditures on T-35 and T-36 on the 2004-2005 year report due by April 15, 2005, should reflect the total monies spent (rounded off to nearest hundred) for the entire year of 2003-2004 ending June 30, 2004. *#506*

2. Booster Club Funding/Contributions must be included in the expenditures total. *#505*

3. Indicate percentage of total expenditures for each gender: Total Expenditures \$ 184,997.00 % for boys *283* 61.7 % for girls *139* 38.3 *OK*

Principal's Signature: *D. James Hayes* Date: *May 2, 2005*